

## SECTION 4. PARTS INFORMATION

### **4-1. INTRODUCTION**

This section lists the replaceable parts of the Henny Penny HHC-980/983 units.

### **4-2. GENUINE PARTS**

Use only genuine Henny Penny parts in your cabinet. Using a part of lesser quality or substitute design may result in damage to the unit, or personal injury

### **4-3. WHEN ORDERING PARTS**

Once the parts that you want to order have been found in the parts list, write down the following information:

Example:	Item Number	<u>4</u>
	Part Number	<u>16684</u>
	Description	<u>Cooling Fan</u>

From data plate, list the following information:

Example:	Product Number	<u>HHC980.0</u>
	Serial Number	<u>AW001IE</u>
	Voltage	<u>208 Volt</u>

### **4-4. PRICES**

Your distributor has a price list and will be glad to inform you of the cost of your parts order

### **4-5. DELIVERY**


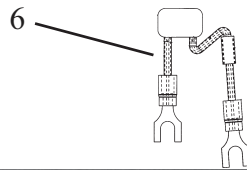
Commonly replaced items are stocked by your local distributor and will be sent out when your order is received. Other parts will be ordered, by your distributor, from Henny Penny Corporation.

### **4-6. WARRANTY**

All replacement parts (except lamps and fuses) are warranted for 90 days against manufacturing defects and workmanship. If damage occurs during shipping, notify the carrier at once so that a claim may be properly filed. Refer to warranty in the front of the manual for other rights and limitations.


### **4-7. RECOMMENDED SPARE PARTS FOR DISTRIBUTORS**

Recommended replacement parts, stocked by your distributor, are indicated with ✓ in the parts lists. Please use care when ordering recommended parts, because all voltages and variations are marked. Distributors should order parts based upon common voltages and equipment sold in their territory



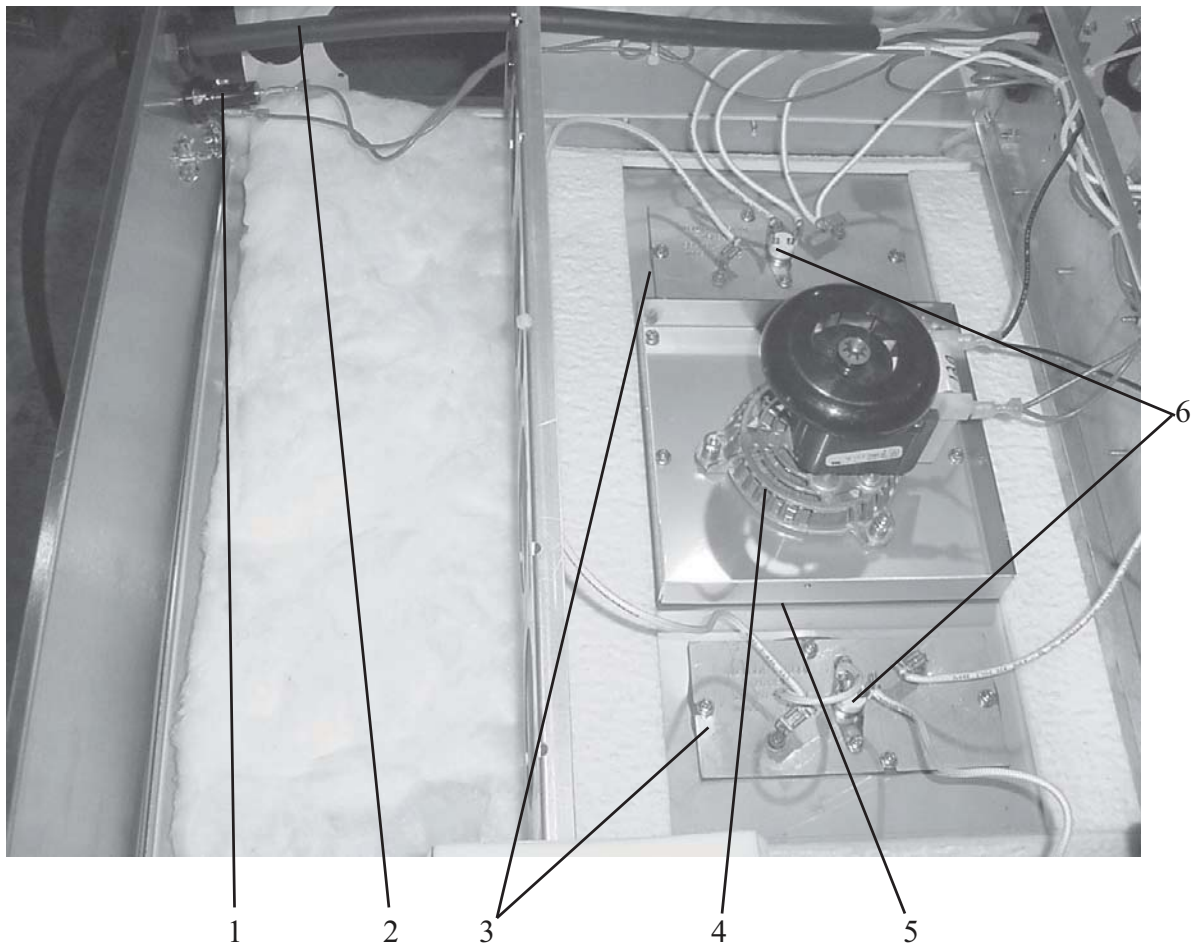
Item No.	Part No.	Description	Quantity	
			980	983
√ 1	63419	Speaker Assembly	1	1
√ 2	63460	Transformer Assembly - 120VPri.	-	1
√ 2	63459	Transformer Assembly - 208/240V Pri.-24V Sec.	1	1
√ 3	40645	Relay - 25A - Solid State	4	4
4	63832	Terminal Block Assembly	1	1
√ 5	16684	Cooling Fan Assy - 120V	-	1
√ 5	16688	Cooling Fan Assy - 220V	1	1
√ 6	66879	Assy - Resistor Capacitor	1	1

√ recommended parts



Item No.	Part No.	Description	Quantity	
			980	983
√ 1	14863	Kit - Control Board - 980	1	-
√ 1	14864	Kit - Control Board - 983	-	1
√ 2	63464	Power Switch	1	1
3	65113	Decal - HHC-980	1	-
3	65114	Decal - HHC-983	-	1
4	32768	Assy - 980 Glass Door - RHTop	1 or 2	-
4	32769	Assy - 980 Glass Door - RH Bottom	1 or 2	-
4	32770	Assy - 980 Glass Door - LHTop	1 or 2	-
4	32771	Assy - 980 Glass Door - LH Bottom	1 or 2	-
4	32774	Assy - 983 Glass Door - RH	-	1 or 2
4	32775	Assy - 983 Glass Door - LH	-	1 or 2
4	70730	Assy - 980 SS Door	1 or 2	-
4	70732	Assy - 983 SS Door	-	1 or 2
5	14272	Kit - Door Handle	2 or 4	2
6	24844	Pizza Trays (Optional)	10	5
6	74529	Wire Grid	10	5
7	14271	Kit - Door Hinge	4 or 8	4
8*	27149	Door Stops (RH-RH & LH-LH pass thru units)	4	-


√ recommended parts/\*not shown



Item No.	Part No.	Description	Quantity	
			980	983
√ 1	18364	Fuse Holder Assembly	2	1
√ 1	EF02-007	Fuse - 15 Amp	2	1
√ 1	EF02-006	Fuse Holder	2	1
2	26906	Power Cord Assembly - 120V-20A	-	1
2	27312	Power Cord Assembly - 250V-20A	1	-
2	63870	Power Cord Assembly - 120V-30A	1	1
2	63927	Power Cord Assembly - 120V-50A	1	-
2	63930	Power Cord Assembly - 208/240V-20A	1	1
√ 3	64285	Air Heater Assy-1000W-104V(208V units) (includes 63815 gasket)	2	-
√ 3	64128	Air Heater Assy-1000W-120V (includes 63815 gasket)	2	-
√ 3	64126	Air Heater Assy-600W-120V (includes 63815 gasket)	-	2
√ 4	63363	Blower - Motor 120V	-	1
√ 4	63362	Blower - Motor 208V	1	1
√ 4	63361	Blower - Motor 240V	1	1
5	63814	Gasket - Plate - Motor Mounting	1	1
√ 6	18201	Sensor - High Limit - 33Deg.	2	2
√ 7*	51068	Assy - EMC Filter Board	1	1

√ recommended parts

\*not shown

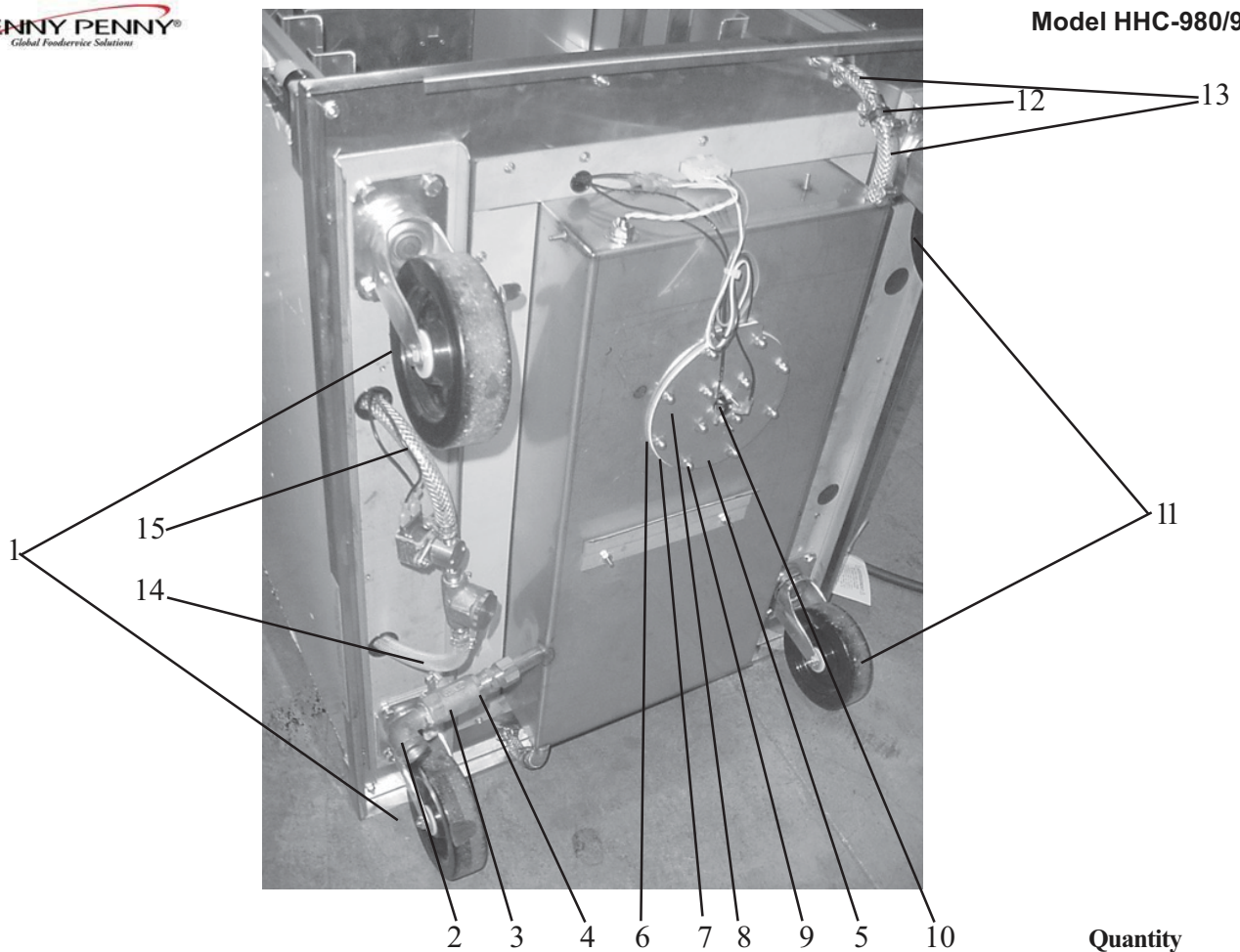


1

2


Item No.	Part No.	Description	Quantity	
			980	983
√ 1	14390	Kit - Humidity Sensor	1	1
√ 2	64283	Probe-Air Temp	1	1
√ 3*	14391	Kit - Calibration Board	1	1

√ recommended parts  
\*not shown




Item No.	Part No.	Description	Quantity	
			980	983
1	27155	Caster	2	2
1	27321	Caster - Dual 2 in. - Swivel (under counter models)	-	4
2	FP01-127	1/2 x 1/2 90 Degree Street	1	1
2	FP01-167	Elbow - 90 Deg. 1/2 x 3/3 BR Street (countertop models)	-	1
3	63389	Valve - Drain w/Handle	1	1
	39169	Handle - Drain (983s w/casters)	-	1
3	27359	Valve - Drain (countertop & under counter models)	-	1
4	FP01-131	Male Connector - 5/8 Tube	1	1
4	FP01-159	Male Connector - 5/8 x 3/8 Tube (countertop models)	-	1
√ 5	14631	Kit - Water Pan Heater - 120V	-	1
√ 5	14632	Kit - Water Pan Heater - 208V	1	1
√ 5	14633	Kit - Water Pan Heater - 240V	1	1
6	71130	Spacer - Water Heater	1	1
7	68130	Insulator - Water Heater	1	1
8	67524	Plate - Water Heater Backing	1	1
9	NS02-007	Nut Hex Keps - #8-32 C	12	12
√ 10	63831	Hi Limit - Water Pan	1	1
√ 10	64297	Hi Limit - Water Pan - CE (manual reset)	1	1
11	27154	Caster - Locking	2	2
12	64154	Check Valve	1	1
13	63463	Water Pan Hose	2	2
14	26968-001	Hose - Water - 980/983 - 13 in.	1	1
14	67186	Tube - Water Inlet (copper) - WRAS	1	1
15	26968-003	Hose - Water - 980 - 69 in.	1	-
15	67229	Tube - Water Supply - 980 (copperUK & Ireland)	1	-
15	26968-002	Hose - Water - 983 - 39 in.	-	1
15	67187	Tube - Water Supply - 983 (copperUK & Ireland)	-	1
16*	64351	Cover - Water Pan Heater	1	1
16*	21031	Cover - Water Pan Heater - CE	1	1
16*	27344	Cover - Water Pan Heater (under counter models)	-	1

**AUTO-WATER FILL UNITS**



Item No.	Part No.	Description	Quantity	
			980	983
1	FP01-152	Fitting -3/8 Hose Barb -1/8 NPT	1	1
√ 2	14965	Solenoid - 120V		1
√ 2	14967	Solenoid - 208V		1
√ 2	14966	Solenoid - 240V		1
√ 2	32646	Solenoid - 220/240V - WRAS	1	1
3	FP01-012	Nipple Reducing 1/4 to 1/8 Z	1	1
√ 4	25208	Water Strainer	1	1
5	FP01-053	Fitting 3/8 ID Tubing -1/4 NPT	1	1
6	FP01-156	Fitting-1/4 Hose Barb-1/8 NPT	1	1
7	FP01-154	Socket-Quick Connect 1/8 IN	1	1
8	FP01-155	Plug-Quick Connect 1/8 IN	1	1
9	FP01-157	Elbow-Male 1/4 NPT X 1/8 NPT - 90	1	1

√ recommended parts



Item No.	Part No.	Description	Quantity	
			980	983
✓ 1	25643	Gasket - Door - 980	2 or 4	-
✓ 1	25793	Gasket - Door - 983	-	2
2	24909	Assy. - 983Air Duct (use w/pizza trays)	-	2
2	68012	Assy. - 983Air Duct (auto-water fill)	-	2
2	68563	Assy. - 983Air Duct (manual-water fill)	-	2
2	27384	Assy. - 980Air Duct - Upper (use w/pizza trays)	2	-
2	27894	Assy. - 980Air Duct - 23 in. Upper - 5.0	2	-
2	32511	Assy. - 980Air Duct - Lower (use w/pizza trays)	2	-
2	68016	Assy. - 980Air Duct - Lower - 5.0 (auto-water fill)	2	-
2	68562	Assy. - 980Air Duct - Lower - 5.0 (manual-water fill)	2	-
✓ 3	67297	Switch - FloatAssembly	1	1
4	63525	Assy-Water Pan Cover & Ring (concentration ring)	1	1
4	27305	Assy-Water Pan Cover & Ring-under counter model (concentration ring)	-	1
4	SC01-076	Screw - #8-32 x 1/4 PH THD S	8	8
4	ME50-048	Standoff - .25 dia.x .63 lg. #8-32 SS	4	4

✓ recommended parts



